PASSO

GROOVED 90

CEILING

PASSO introduces a refined composition of vertical lines intersecting at perfect angles, creating a dynamic interplay of light and shadow. Each panel reveals its own distinct visual flow, adding depth and elegance to acoustic wall installations.
It is available in multiple design variations and a curated palette of colors, or in any custom shade upon request.



SIZES

600x600mm (23.62x23.62")
279Ox600mm (109.8x23.62")

INSTALLATION

Direct
Tegular
Concealed

SYSTEMS

T24 (EU only)
T-15 (US Only)

MODELS

C1 Series
C2 Series
C3 Series
C4 Series
C5 Series

MOQ

8 Units in a single color - Square (600x600mm)
2 Units in a single color - Rectangle (279Ox600mm)

THICKNESS

12mm (0.47")



HOW TO PLACE AN ORDER

PASSO offers versatile possibilities for shaping your space. As you plan your layout, take a moment to reflect on a few guiding questions to help refine your design.

Please note that the tiles cannot be cut, so the ceiling must be planned using full tiles only. Accurate planning will ensure a seamless and visually pleasing result.

minimum order quantities :
8 Units in a single color - Square (600x600mm)
2 Units in a single color - Rectangle (2790x600mm)



Choose your preferred model: Model C1 / C2 / C3 / C4 / C5

PAGE 3-7



Choose your desired color from our color palette – printing option available

PAGE 9

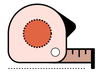

Ensure the wall dimensions meet the required specifications

PAGE 10

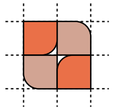

Select the internal layout according to the available options

PAGE 12

GEOMETRIC

MODEL C1

C1.1
Vertical lines

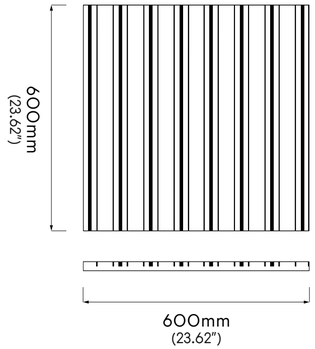

C1.2
Half vertical lines



C1.3
Corner grid

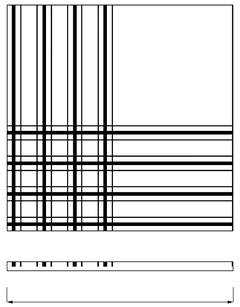

C1.4
Half grid



C1.5
Full grid



C1.1 L
Vertical lines



C1.2 L
Half vertical lines



Installation:

600X600mm Tiles: Can be mounted in either Glued, Tegular or Concealed

2790X600mm Tiles: Can be mounted in either Glued or Tegular

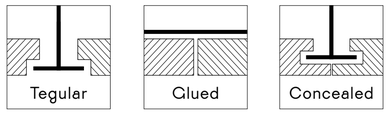

GEOMETRIC

MODEL C2

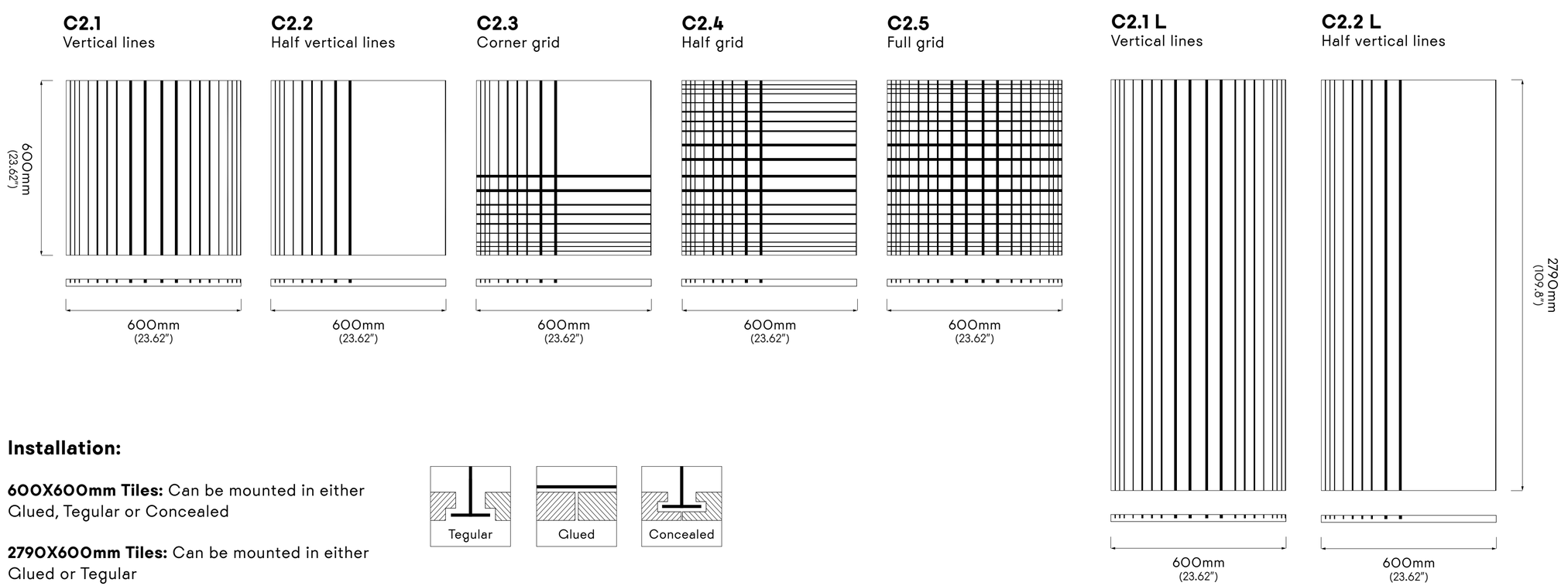

Installation:

600X600mm Tiles: Can be mounted in either Glued, Tegular or Concealed

2790X600mm Tiles: Can be mounted in either Glued or Tegular

GEOMETRIC

MODEL C3

C3.1
Vertical lines

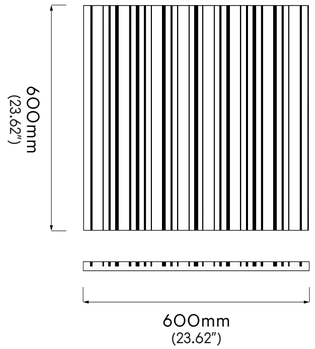

C3.2
Half vertical lines



C3.3
Corner grid

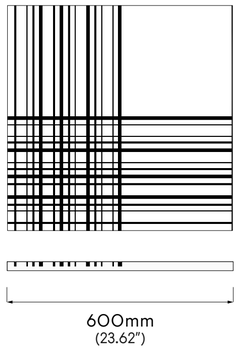

C3.4
Half grid



C3.5
Full grid



C3.1 L
Vertical lines



C3.2 L
Half vertical lines



Installation:

600X600mm Tiles: Can be mounted in either Glued, Tegular or Concealed

2790X600mm Tiles: Can be mounted in either Glued or Tegular

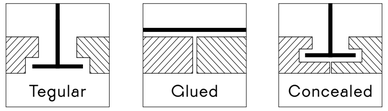

GEOMETRIC

MODEL C4

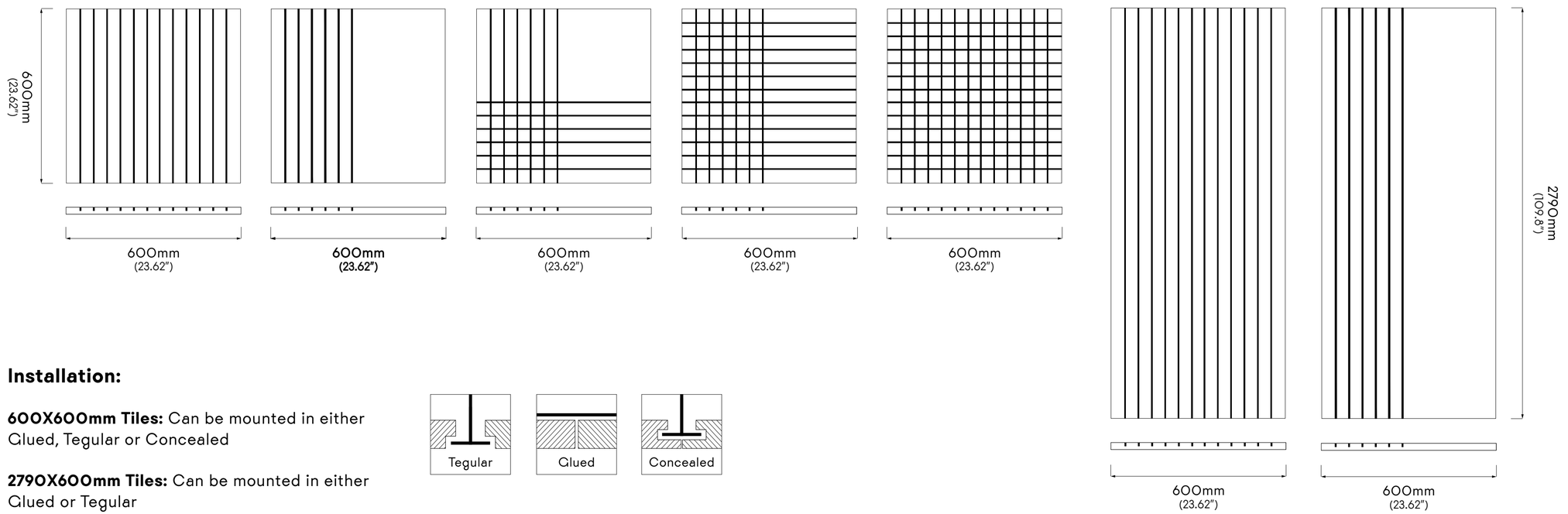

Installation:

600X600mm Tiles: Can be mounted in either Glued, Tegular or Concealed

2790X600mm Tiles: Can be mounted in either Glued or Tegular

GEOMETRIC

MODEL C5

C4.1
Vertical lines

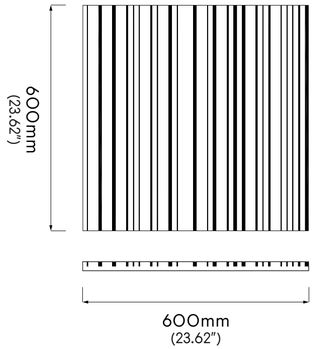

C4.1 L
Vertical lines



Installation:

600X600mm Tiles: Can be mounted in either Glued, Tegular or Concealed

2790X600mm Tiles: Can be mounted in either Glued or Tegular

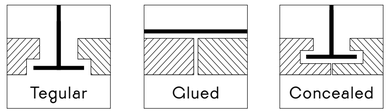

SUGGESTED PATTERNS



COLORS

echoshape panels are crafted from 12mm PET felt, serving as the core material in our acoustic solutions. Available in a curated range of colors, these panels are designed to enhance both the visual and acoustic qualities of any space.

Choose from subtle neutrals for a seamless look, or introduce bold tones to create striking contrasts. Due to the nature of the PET felt manufacturing process, a soft heathered texture may appear, blending multiple shades within each panel. As a result, slight color variations between units are natural and reflect the sustainable, recycled origin of the material.

Please note: colors may appear differently on screens or in print. For accurate color matching, we recommend requesting a physical sample.



SPECIFICATIONS

MANUFACTURED FROM	Panels
COMPOSITION	100% Polyester (PET)
SUSTAINABILITY	70% Recycled plastic bottles
APPLICATION	Ceiling tiles
FIRE RATING	EN13501-1 | B S-1 d0 ASTM E-84 – Class A
SIZE	600x600mm (23.62x23.62") 2790x600mm (109.8x23.62")
THICKNESS	12mm TOLERANCE ±7%
INSTALLATION	Glueing Mounted on structural ceiling: T24 (EU only) T-15 (US only) - Tegular / Concealed
ACOUSTIC RESULTS	Measurement results Echoshape mounted at an airgap of 0 mm α_w 0.25 / NRC 0.30 Measurement results Echoshape mounted at an airgap of 50 mm α_w 0.55 / NRC 0.65 Measurement results Echoshape mounted at an airgap of 200 mm α_w 0.85 / NRC 0.80
ACOUSTIC CERTIFICATE	ISO 354:2003 EN ISO 22654: 1997 ASTM C423-17
VOC	According to EN ISO 16000-9 Standard: A+
CARE	Indoor use only. Clean with a damp cloth or vacuum. For spills, blot, immediately use water with a soft cloth, and if needed, mild detergent. Dry while still wet. For stubborn stains, try water first, then mild detergent.

INSTALLATION GUIDE

THESE ARE YOUR PARTS

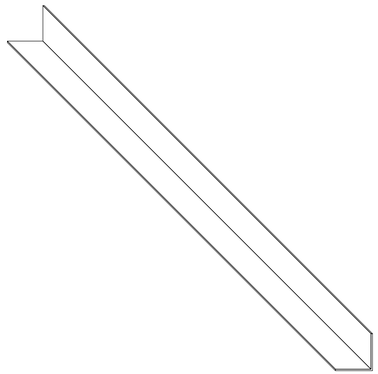

L Profile (Optional)

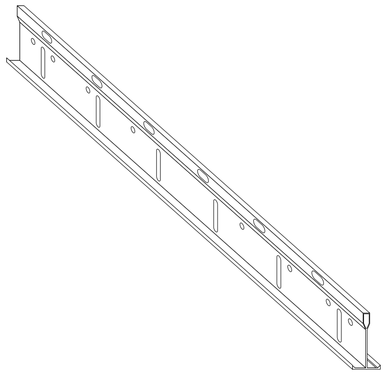

T Main Profile

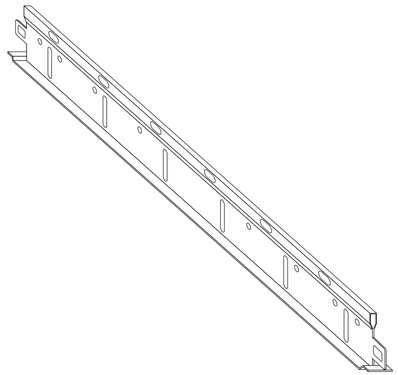

T Side Profile

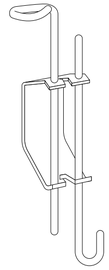

Adjustble Hanger



Tiles

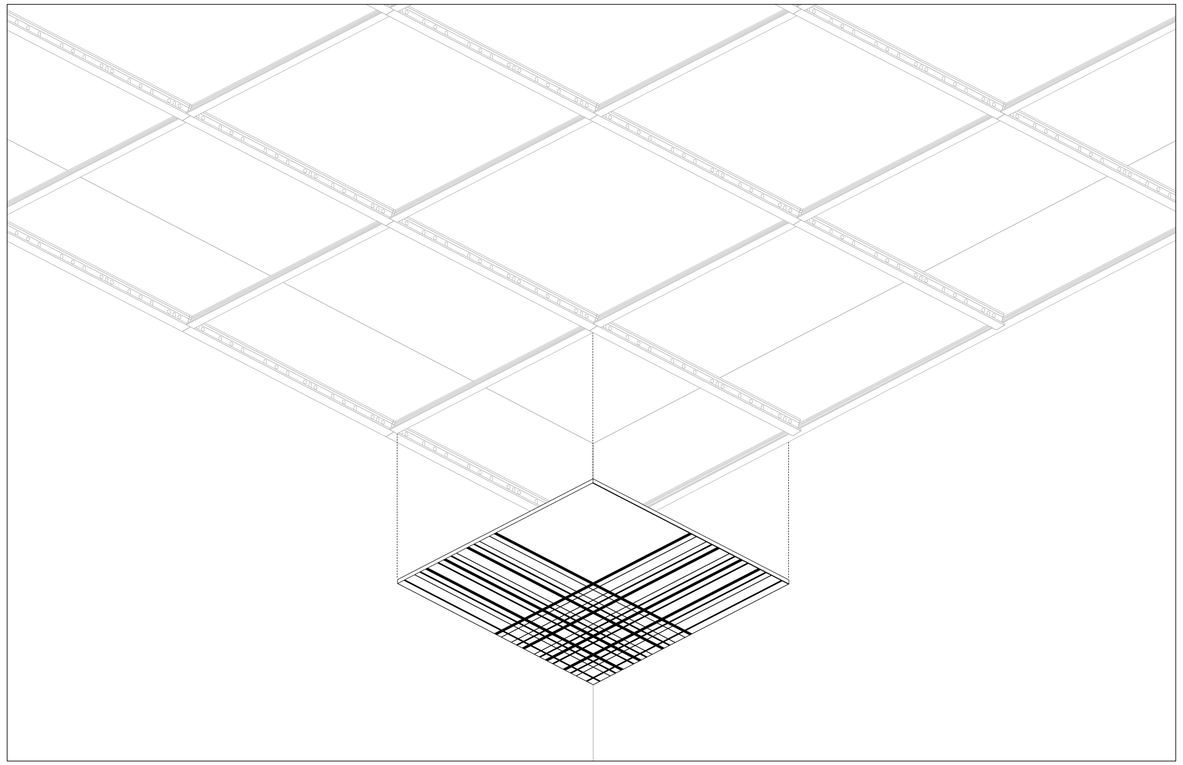

1

Install the Passo tiles on either on the T ceiling grid. or glue it directly to the ceiling

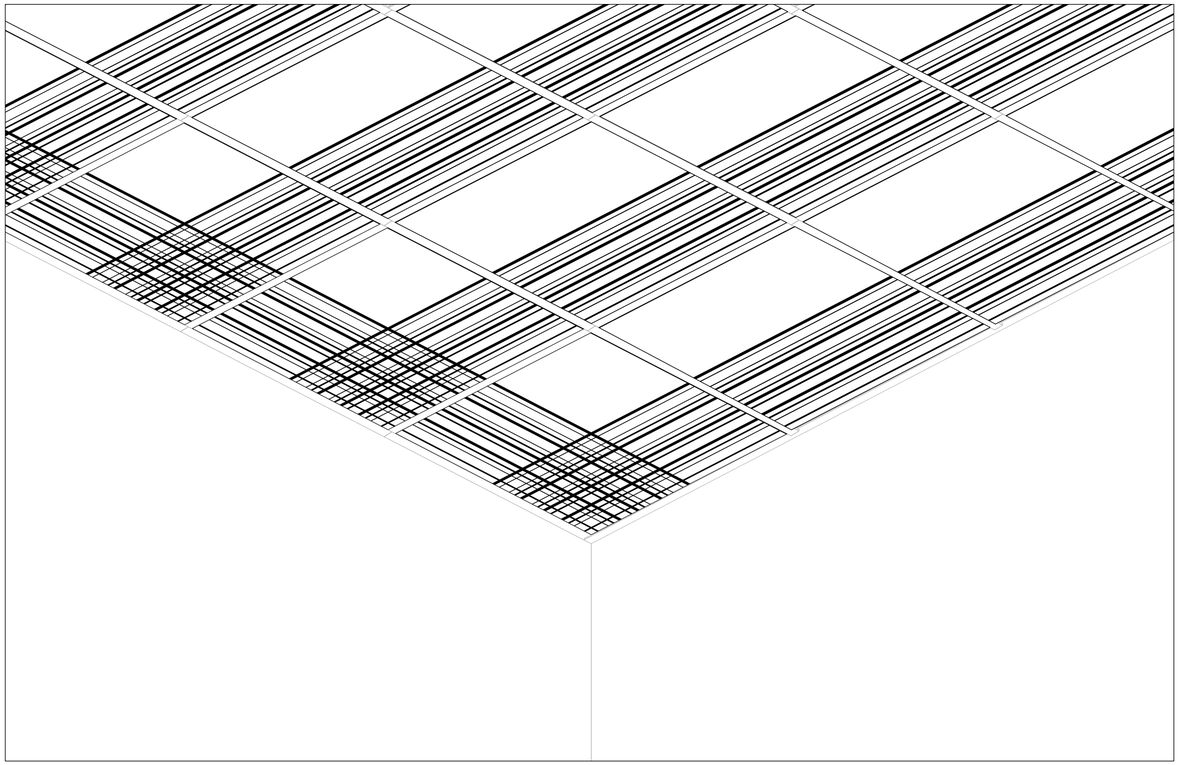

2

Repeat the process for the entire ceiling