INSTINCT

WILD

WALL

INSTINCT - Where intuition gives form to the wild is a decorative acoustic tile inspired by zebra patterns. It features two contrasting felt layers that create visual depth and dynamic light and shadow effects.



SIZES

600x1390mm (23.62x54.72 ")

MOQ

8 tiles

THICKNESS

24mm (12+12mm) (0.94")



HOW TO PLACE AN ORDER

INSTINCT offers versatile possibilities for shaping your space. As you plan your layout, take a moment to reflect on a few guiding questions to help refine your design.

Please note that the tiles cannot be cut, so your layout must be planned using full tiles only. Accurate planning will ensure a seamless and visually pleasing result.

Please note the minimum order quantity: Minimum order of 8 units per color.

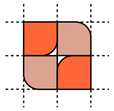

Select the internal layout according to the available options

PAGE 5



Choose a single or dual Color from our color palette - printing option avalible

PAGE 6

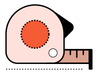

Ensure the wall dimensions meet the required specifications

PAGE 7

GEOMETRIC

MODEL A



MODEL B

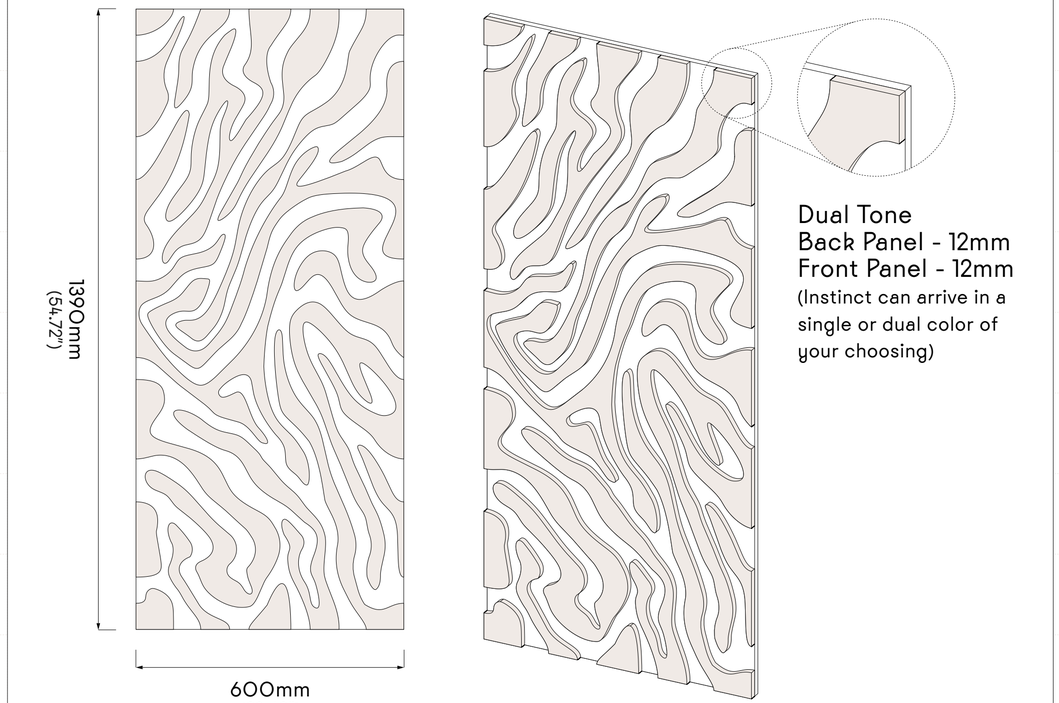

GEOMETRIC

MODEL V1



MODEL V2



COLORS

echoshape panels are crafted from 12mm PET felt, serving as the core material in our acoustic solutions. Available in a curated range of colors, these panels are designed to enhance both the visual and acoustic qualities of any space.

Choose from subtle neutrals for a seamless look, or introduce bold tones to create striking contrasts. Due to the nature of the PET felt manufacturing process, a soft heathered texture may appear, blending multiple shades within each panel. As a result, slight color variations between units are natural and reflect the sustainable, recycled origin of the material.

Please note: colors may appear differently on screens or in print. For accurate color matching, we recommend requesting a physical sample.



SPECIFICATIONS

MANUFACTURED FROM	Panels
COMPOSITION	100% Polyester (PET)
SUSTAINABILITY	70% Recycled plastic bottles
APPLICATION	Wall tiles
FIRE RATING	EN13501-1 | B S-1 d0 ASTM E-84 – Class A
SIZE	600x1390mm (23.62x54.72 ")
THICKNESS	24mm (12+12mm) (0.94"), TOLERANCE ±7%
INSTALLATION	Gluing
ACOUSTIC RESULTS	Measurement results Echoshape mounted at an airgap of 0 mm α_w 0.25 / NRC 0.30 Measurement results Echoshape mounted at an airgap of 50 mm α_w 0.55 / NRC 0.65 Measurement results Echoshape mounted at an airgap of 200 mm α_w 0.85 / NRC 0.80
ACOUSTIC CERTIFICATE	ISO 354:2003 EN ISO 22654: 1997 ASTM C423-17
VOC	According to EN ISO 16000-9 Standard: A+
CARE	Indoor use only. Clean with a damp cloth or vacuum. For spills, blot, immediately use water with a soft cloth, and if needed, mild detergent. Dry while still wet. For stubborn stains, try water first, then mild detergent.

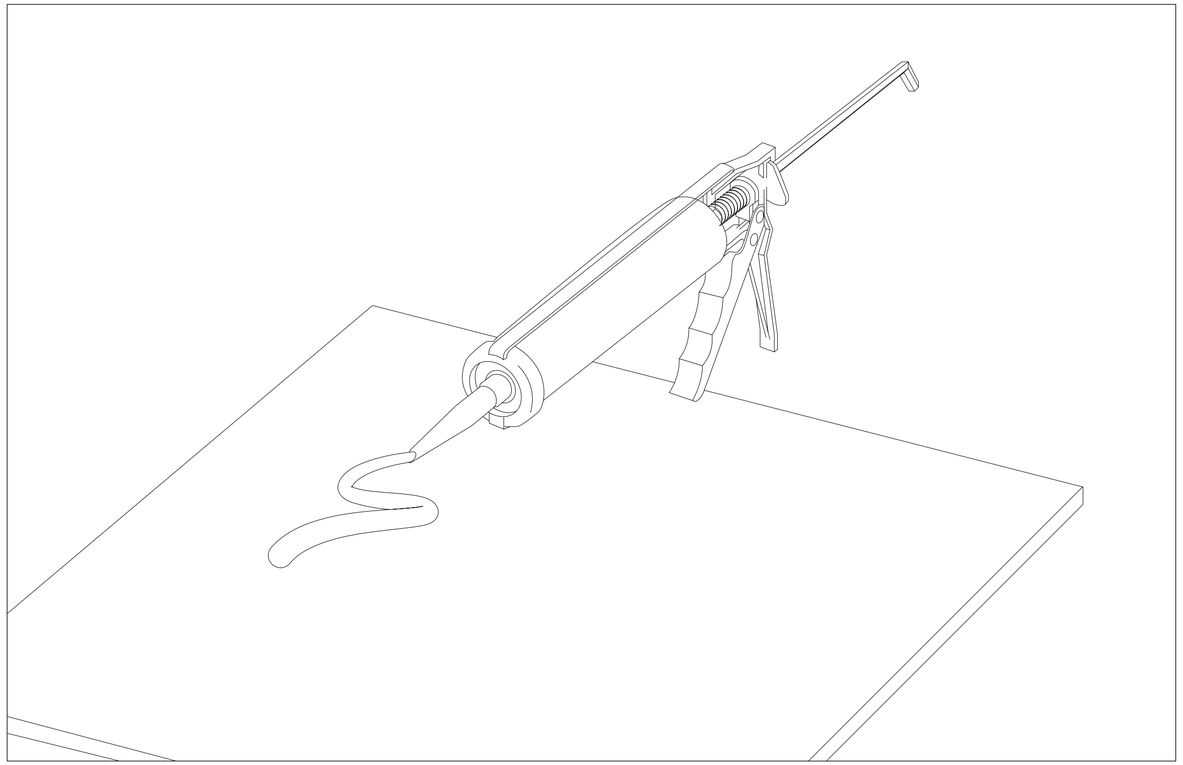

1

Apply strips of construction adhesive to the back of the Instinct tile.

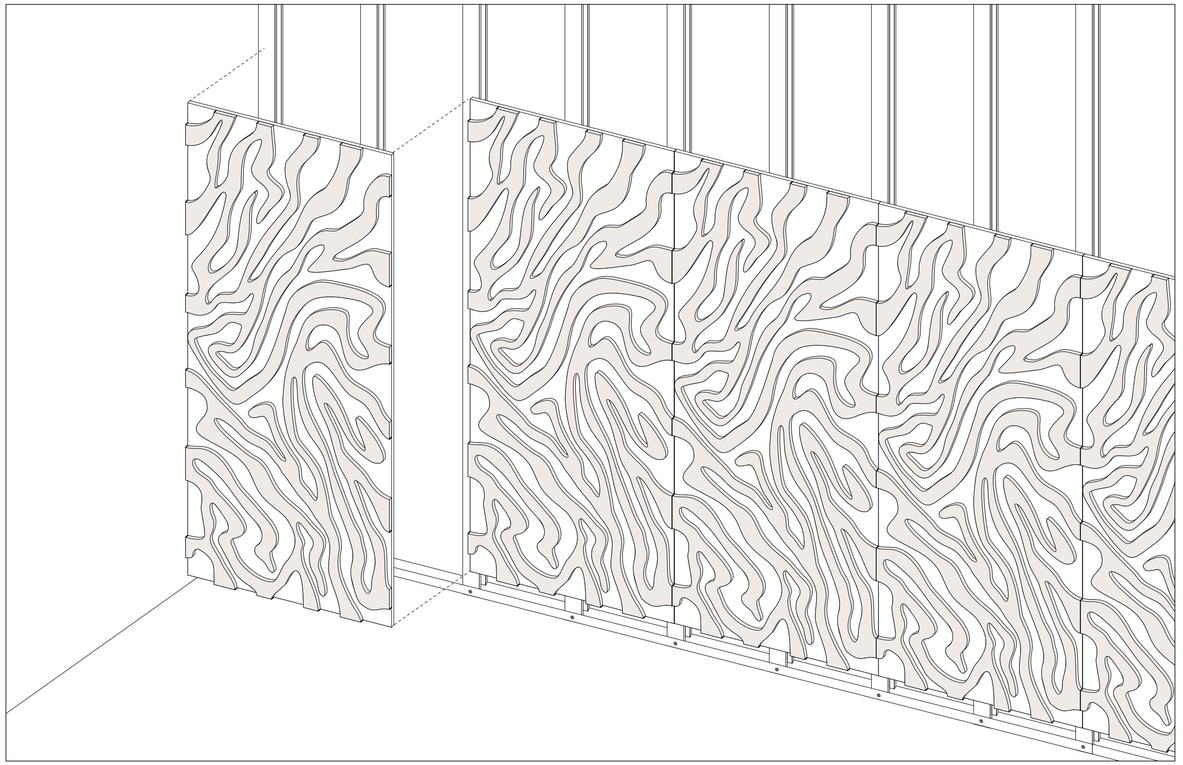

2

Glue the tiles while one stud is at the center of the tile and the two others on each edge. Repeat the process for the entire wall.

PATTERNS

The zebra inspired pattern is composed of two complementary tiles – A and B – which create a balanced visual composition but do not connect directly to each other.

Tile Connection Configuration:
Tile A connects to itself on all sides.
Tile B connects to itself on all sides.

To create a seamless transition between the two tile types, the connector tiles V1 and V2 are used.

V1 Tile Top & bottom connects only to A Sides: one side to A, the other side to B
V2 Tile Top & bottom connects only to B Sides: one side to A, the other side to B

Layout Planning:
Before installation, it is recommended to plan the layout according to the desired visual effect, ensuring continuity, scale, and balance.

SUGGESTED PATTERN

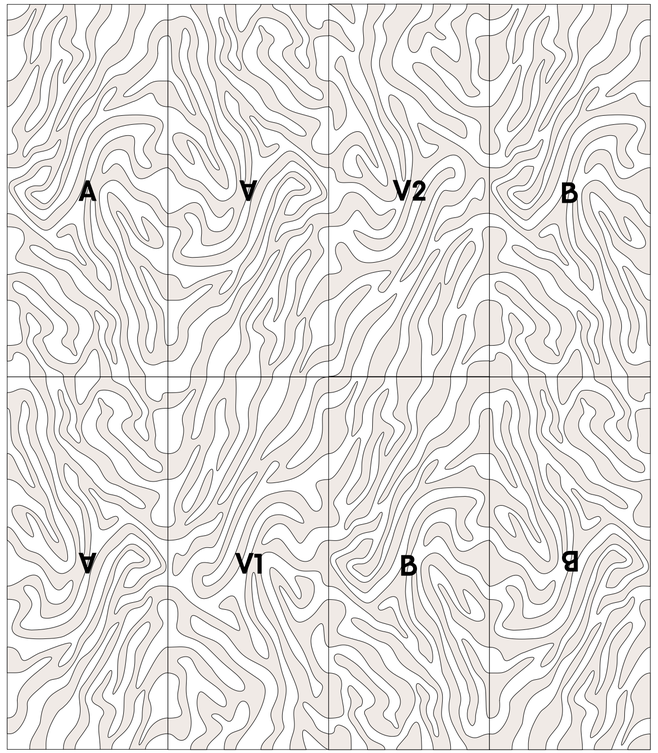

Good to know:
Each set allows for multiple layout variations – by rotating and combining the tiles differently, you can create unique compositions every time.